

# COMPREHENSIVE COMMUNITY PLANNING (CCP) 101

OCTOBER 2018 | BC CCP WORKSHOP

# CONTENTS

## ▶ Introduction

## ▶ Part A: What is Comprehensive Community Planning?

Indigenous Planning | CCP Description | CCP Model Timeline | Ecosystem of Planning | Parts of the CCP

## ▶ Part B: The Nuts + Bolts of the Planning Process


CCP 4 Phases | Who Makes a CCP? | Tips | What NOT To Do

## ▶ Part C: Resources



# INDIGENOUS PLANNING

- ▶ Settlement in North America began at least 14,000 years ago along the BC Coast (Our histories say since time immemorial)
- ▶ Oral traditions, resource management + villages reveal a rich planning tradition with sustainable practices – living well in place for millennia



## CCP 101: PART A

---

# WHAT IS COMPREHENSIVE COMMUNITY PLANNING?





# CCP HANDBOOK

Comprehensive  
Community Planning  
for First Nations in  
British Columbia

THIRD  
EDITION

Developed in partnership with First Nation CCP champions across British Columbia



“IT IS A HOLISTIC  
PROCESS THAT  
ENABLES A  
COMMUNITY TO  
BUILD A ROADMAP  
TO SUSTAINABILITY,  
SELF-SUFFICIENCY  
AND IMPROVED  
GOVERNANCE  
CAPACITY.”

## CCP Handbook

**IT IS A PARTICIPATORY COMMUNITY-DRIVEN PROCESS THAT ARTICULATES A VISION AND A CLEAR WAY FORWARD AND IT INCORPORATES ALL ASPECTS OF THE COMMUNITY: CULTURE, ECONOMY, GOVERNANCE, LEADERSHIP, INFRASTRUCTURE, HEALTH, EDUCATION, NATURAL RESOURCES AND LAND USE.**

**96 Best Practices**



**CCP = SELF-DETERMINATION**

## WHAT IS A (GOOD) CCP?

- ▶ A plan developed by the people for the people.
- ▶ The community's vision for its present and future.
- ▶ A plan to guide all aspects of the community into the long-term future.
- ▶ A tool that can be used to address deep rooted issues and move the community toward healing.
- ▶ A culturally appropriate approach to community improvement.



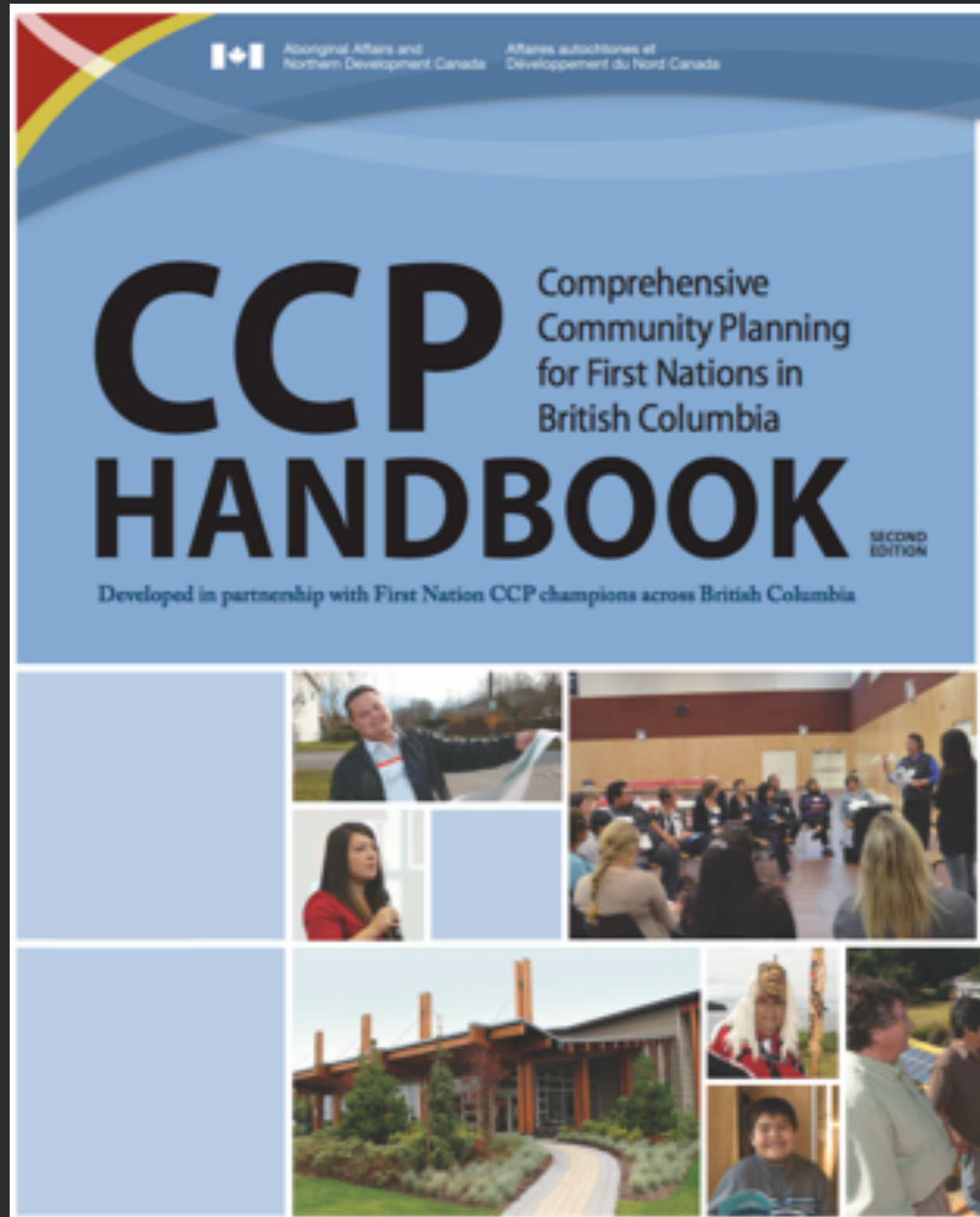


# CCP PROCESS > PRODUCT

*(Community engagement  
makes or breaks your CCP process)*

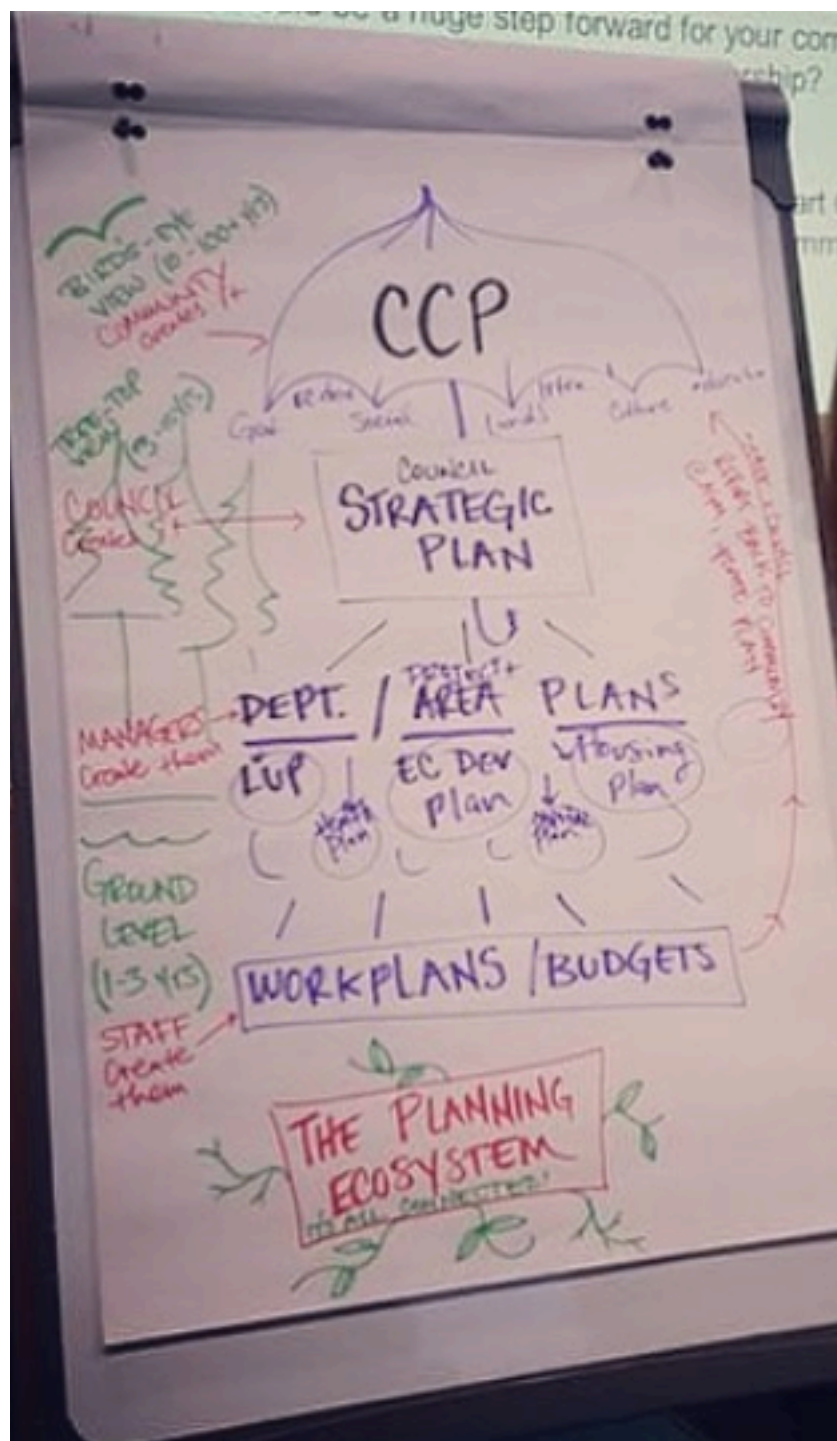
## COMPREHENSIVE COMMUNITY PLANNING

- ▶ CCP model developed by First Nations
- ▶ Early 2000s – 5 pilot communities in B.C. and some in Atlantic Canada (working with Dalhousie)
- ▶ 1<sup>st</sup> Edition of the CCP Handbook was published in 2006 based on best practices in those communities .
- ▶ Annual BC CCP Workshops since 2006
- ▶ 2<sup>nd</sup> Edition of the CCP Handbook was published in 2010 with updated best practices.
- ▶ First National CCP Workshop in 2017





# SAMPLE “PLANNING ECOSYSTEM”



From least-detailed to most-detailed, bird’s-eye-view to ground-level:

**CCP** → Highest level of planning (25-100 years), covers everything, created by the people  
→ Visioning

**Strategic Plan** → Flows from the CCP, medium-term (3-10 years), usually created by Council → Prioritization

**Area- or Topic-Specific Plan** (e.g. Land Use Plan, Housing Plan) → Flows from CCP and Strategic Plan, medium-term, usually created by managers or experts in a particular field

**Work Plans + Budgets** → Flows from lower level plans, short-term, usually created by staff → Implementation

**Communication** links all of these levels together and keeps the community informed.

# WHAT IS IN A CCP?



# TYPICAL CCP SECTIONS

---

1. Introduction and Background
2. Community Overview and History
3. Planning Process
4. Vision, Mission, and Values

## 5. Planning Topics

- Culture + language
- Economy
- Education
- Governance
- Health
- Infrastructure + Housing
- Lands + Resources
- Social Issues
- *Or others!*



# OPTIONAL SECTIONS

- Implementation
- Monitoring & Evaluation
- Glossary - English and Indigenous Language
- Appendices
- Pictures
- CCP Logo / brand
- Table of Plan Revisions

## axá? i? k'u syilx i? sq'a?q'altet k'el t'e sx'uys The Okanagan Declaration

axá? i? k'u syilx axá? i? sq'a?q'altet k'el t'esx 'uys sapná? s'xal'fált k'el i? kscmiscúts  
yfat i? sencuwiptet, ul k'el k'wasic  
We the Okanagan Nation make this declaration today as a sign for every generation to come.

šal itli? ki? t'ax'usntm axá? sapná?  
Therefore, we hereby declare that:

lut swit k'u t'e kswillqntam axá? i? k'u t'ella?xwilx i? t'el t'əm'ula?x", i? š'əšš'šaptet  
We are the unconquered aboriginal peoples of this land, our mother

t'el k'wəlncutən sx'ic'c'xtet axá? i? t'əm'ula?x", i? š'əšš'šaptet  
The Creator has given us our Mother

mnimítet i? k'u a cxa?a?x?it i? k'u cuwilx alá? i? t'əm'ula?x", i? š'əšš'šaptet ul way'  
k'u s'ala?x t'el tspnici? ul way' atá? k'u xi?wilx  
We, the first inhabitants, have lived with our mother from time immemorial;

axá? i? k'u syilx i? ksc'əš'šipla?tet i? kstr'ipla?s, šal yfat kscnšəstmits yfat stim' i? t'el  
t'əm'ula?x", i? š'əšš'šaptet  
Our Okanagan Governments have allowed us to share equally in the resources of our mother;

lut pnkin' t'e lunikstmntəm i? stəltaltet i? k'el t'əm'ula?x", i? š'əšš'šaptet kem' yfat  
a cnšəstmistəm i? t'el t'əm'ula?x", i? š'əšš'šaptet, kəm' i? sc'əš'š'ipla?tet, kəm' i?  
nunx'ina?ntet  
We have never given up on our rights to our mother, our mother's resources, our governments, and our religion.

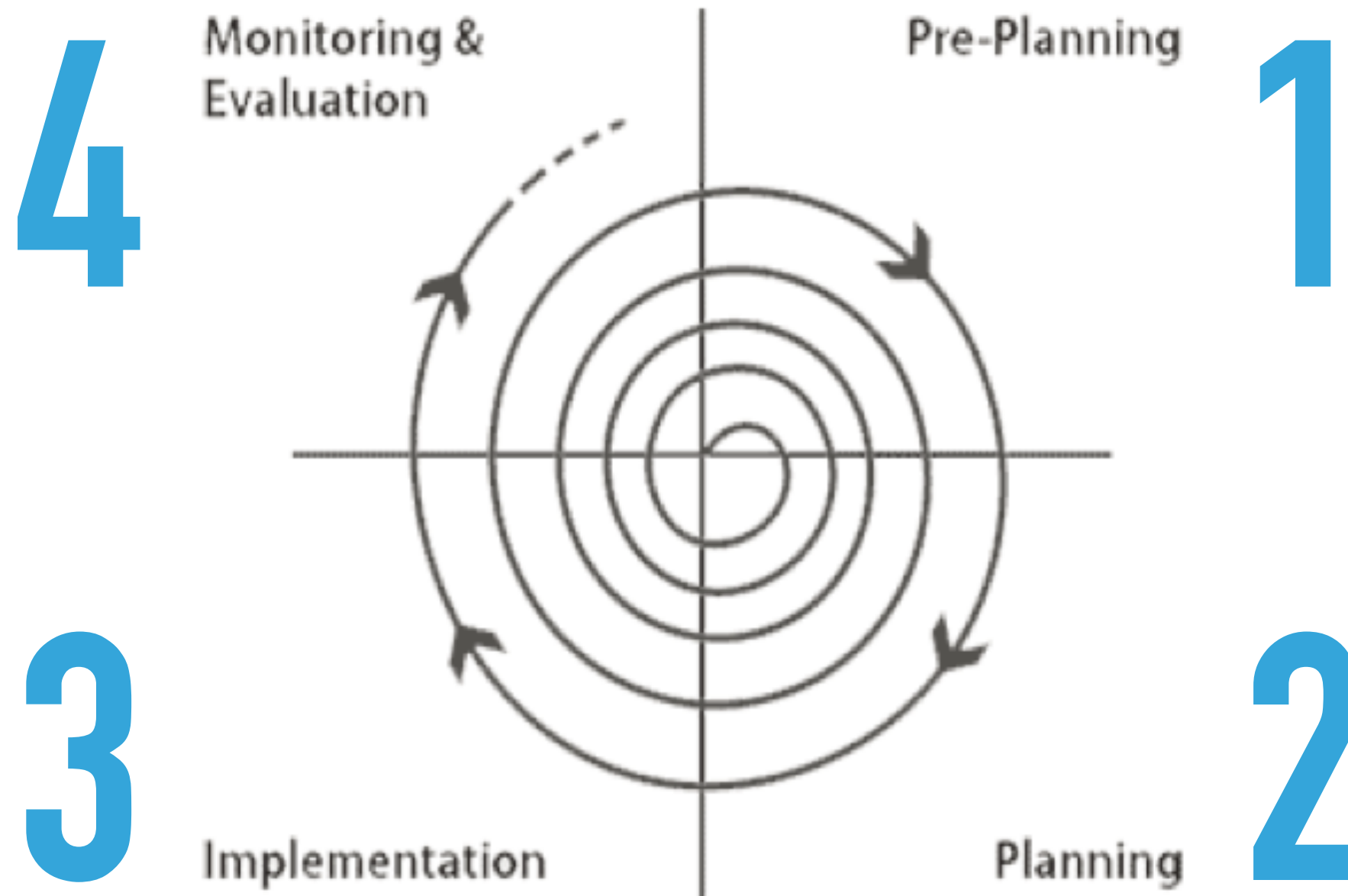
cəm' nifip k'u ks'alá?a?x, mət t'əsx'uys kotk'ənk'inpla?stəm i? škc'əš'š'ipla?s i?  
t'əm'ula?x", i? š'əšš'šaptet ul ca?k' ma? a nx'əlx'əltantet klnšəstantet k'el t'əsx'uys  
We will survive and continue to govern our mother and her resources for the good of all for all time.



## CCP 101: PART B

# THE NUTS AND BOLTS OF THE PLANNING PROCESS

# PLANNING STAGES





## WHO CREATES A CCP?

1. Typically the community hires a CCP Coordinator/Champion  
*Someone from the community, with good communication skills, who can connect with everyone in the community (doesn't need planning experience!)*
2. Maybe they hire a planning consultant (or use in-house staff) to help the CCP Coordinator
3. Maybe they set up an Advisory Committee
4. Maybe the Chief and Council ratify the plan with a vote or BCR, maybe the community votes – maybe not!

## TIPS

- ◆ There are no rules as to what should and shouldn't be in a CCP.
- ◆ Don't worry if subjects overlap.
- ◆ Define the areas of the CCP in a way that reflects the community's culture.
- ◆ Be sure to address traditional territory and natural resources, and declare title and rights.
- ◆ Plan on updating it every 5 years or so




- ▶ DON'T treat this as just another program – this is transformative work if done well
- ▶ DON'T rush the process – plan for at least two years
- ▶ DON'T copy another community's CCP!!!
- ▶ DON'T apply for funding to do the four “phases” in a year apiece – pre-planning and planning can start in the same year, take another year or two to finish the planning – implementation is indefinite
- ▶ DON'T over-plan the community engagement process – it has to come from the community
- ▶ DON'T worry about what the final document will look like – let the process guide you

WHAT  
NOT TO  
DO!!!

# PART C: RESOURCES

- ▶ [www.comprehensivecommunityplanning.org](http://www.comprehensivecommunityplanning.org)
- ▶ Comprehensive Community Planning Facebook Group
- ▶ Indigenous Services Canada CCP Handbook
- ▶ 96 Best Practices Report
- ▶ Local CCP Mentors – contact Indigenous Services Canada





A L D E R H I L L

GILA'KASLA

Jessie Hemphill, Senior Planner + Partner  
Alderhill Planning Inc.  
[jessie@alderhill.ca](mailto:jessie@alderhill.ca)  
[www.alderhill.ca](http://www.alderhill.ca)  
250-902-8221